

TDTS08: Advanced Computer Architecture

Lesson

2014



Linköping University
expanding reality

Outline

- Lab organization and goals
- SimpleScalar architecture and tools
- Assignment on multiprocessor systems
- Exercises

Organization

- Assistants
 - Group A: Ke Jiang
 - Group B: Bogdan Tanasa
- Web page
 - <http://www.ida.liu.se/~TDTS08>
 - Check the lab pages!

Organization

- **Sign up** in Webreg
- Deadline for the assignments:

Lab 1 and Lab 2	November 28th, 2014
Lab 3 and Lab 4	December 17th, 2014
Lab 5	January 9th, 2015

- **Rules:** Read them! (linked from the lab pages)

Examination

- Written report for each lab
 - Hand in the report enclosed in a lab cover; it must be signed by **both** group members
 - Hand in at a lab session
 - Put in the box outside your assistant's office
 - Returned in the box outside your assistant's office if got a fail

Labs

- 5 labs
 - 1. Cache memories
 - 2. Pipelining
 - 3. Superscalar architectures
 - 4. VLIW processors
 - 5. Multiprocessor systems
- Labs homepage
 - <http://www.ida.liu.se/~TDTS08/labs>

Goals

- Obtain knowledge about computer organization and architectures
- Insights in various trade-offs involved in the design of a processor
- Become familiar with a set of tools necessary for evaluation of computer architectures
 - Simulation tools!

Environment

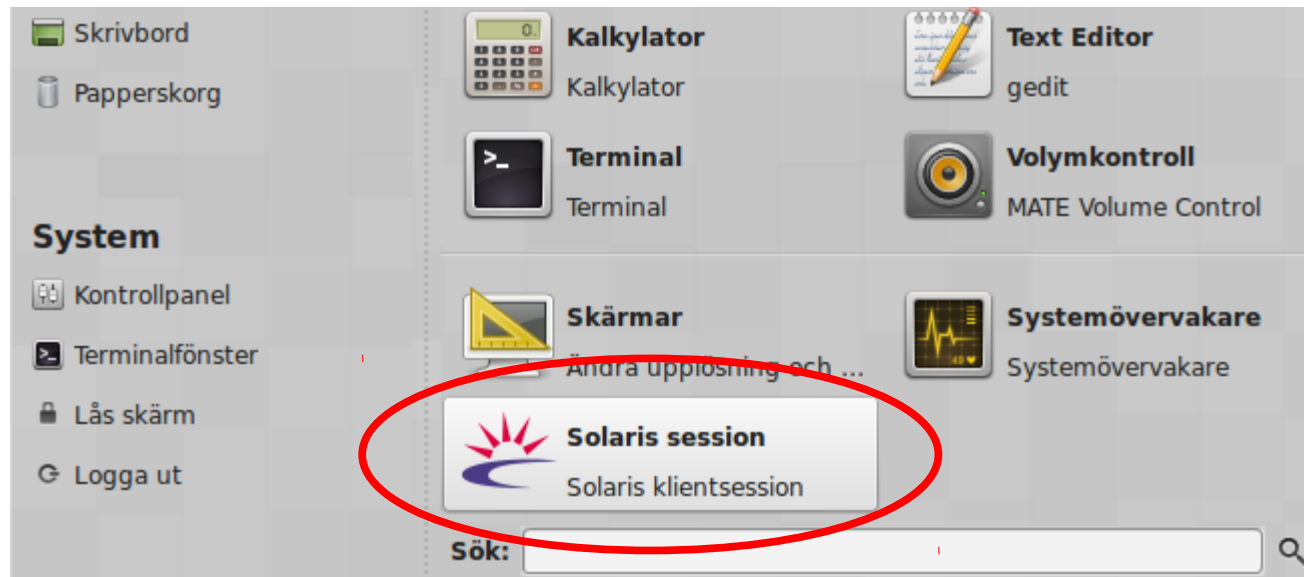
- Unix
 - Simulations are started from the command line
 - ! If you are not familiar with the Unix environment:
 - Ask Google first
 - Tutorials
 - List of basic commands
 - Make sure that you learn the basic commands in order to be able to work in a command-line environment

Environment

- To Access Solaris Server
 - “ssh” the server from command line
 - Use the thinclient from start menu



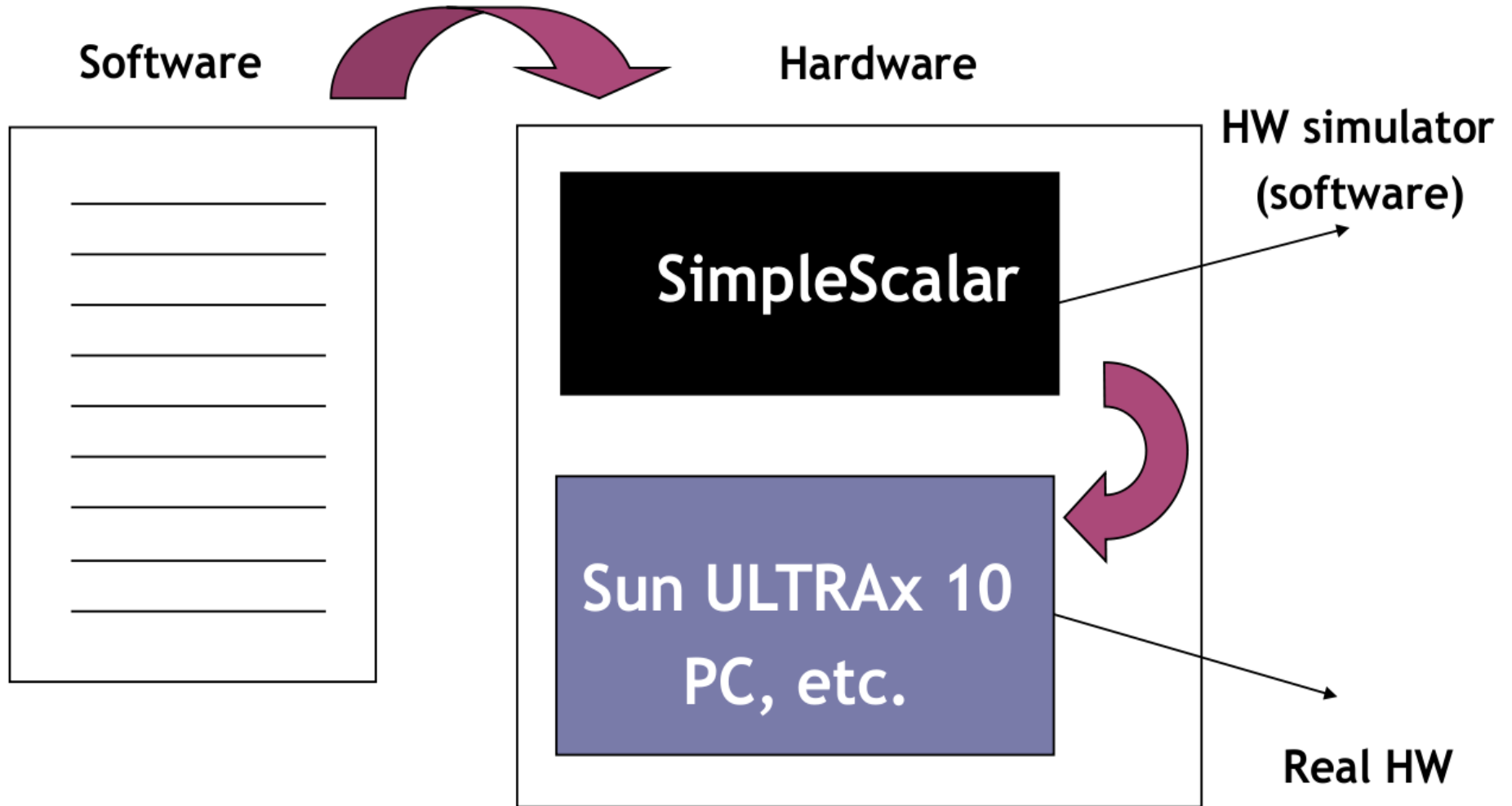
ATTENTION



Outline

- Lab organization and goals
- SimpleScalar architecture and tools
- Assignment on multiprocessor systems
- Exercises

Architecture Simulation



SimpleScalar: Literature

- “The SimpleScalar Tool Set, Version 2.0” by Doug Burger and Todd M. Austin
 - Very important preparation for the labs
 - Used all the time during all labs!
- User’s and Hacker’s guide (slides by Austin)
 - Linked from the lab pages

SimpleScalar Architecture

- Virtual architecture derived from MIPS-IV
 - SimpleScalar ISA semantics are a superset of MIPS
 - Control (j, jr,..., beq, bne,...)
 - Load/Store (lb, lbu, ...)
 - Integer Arithmetic (add, addu, ...)
 - Floating Point Arithmetic (add.s, add.d, ...)
 - Miscellaneous (nop, syscall, break)

SimpleScalar Architecture (cont'd)

- Registers
 - 32 integer registers + PC, HI, LO
 - 32 floating-point registers + FCC
- Virtual memory:
 - 0x00000000 - 0x003fffff unused
 - 0x00400000 - 0x0fffffff text (code)
 - 0x10000000 - data
 - - 0x7fffc000 stack
 - 0x7fffc000 – 0x7fffffff Args and Env

SimpleScalar Architecture (cont'd)

- Several simulators
 - Sim-fast: Fast, only functional simulation (no timing)
 - Sim-safe: Sim-fast + memory checks
 - Sim-cache: Sim-safe + cache simulation and various timing properties (simulation time, measured time, ...)
 - Sim-cheetah: Simulation of multiple cache configurations
 - Sim-outorder: Superscalar simulator

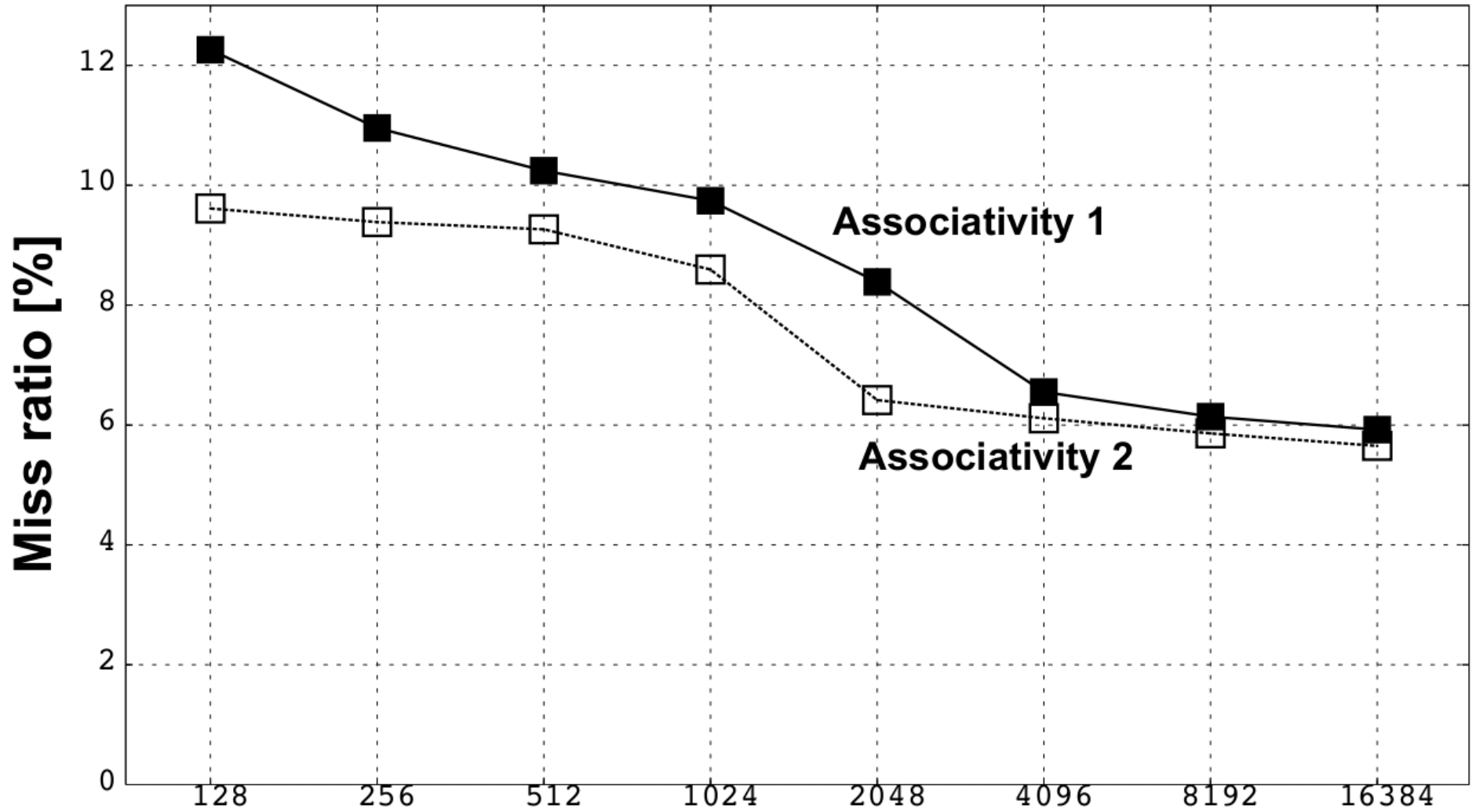
SimpleScalar Architecture (cont'd)

- Tool set installed in `~TDTs08/bin`
- Configurable through command-line arguments or files (recommended):
 - `-dumpconfig <filename>`
 - `-config <file-name>`
- gcc cross-compiler available for generating binaries to be executed on SimpleScalar
 - Binaries have been generated and are available in the course directory

Demonstration

- Set the environment
 - `setenv PATH "$PATH":/home/TDTS08/bin`
- Lab1, assignment 3
 - Dump the default configuration of *sim-cheetah*
 - Modify the configuration and simulate
 - Plot the results (e.g. OpenOffice, Gnuplot, Matlab, Excel)

Demonstration



Outline

- Lab organization and goals
- SimpleScalar architecture and tools
- **Assignment on multiprocessor systems**
- Exercises

Lab 5: Multiprocessor Systems

- Assignment:
 - Select an article on a multi-core, multiprocessor, multi-computer system, or a graphics processor
 - List of papers is available on the course page
 - You may select other articles if your lab assistant agrees
 - Review the selected article
 - Write a review report on the article
 - Self-learning based, no lab session allocated

Multiprocessor Systems (cont'd)

- Read and understand the paper
 - If the course literature does not help you, investigate the referenced papers.
 - Searching the Internet can help you find explanations of abbreviations and terms

Multiprocessor Systems (cont'd)

- Analyze the paper
 - Classify the architecture (e.g. MIMD, SIMD, NUMA)
 - Possible questions to ask:
 - Why has the actual method/approach been selected?
 - What are the advantages and disadvantages?
 - What is the application area?
 - What has been demonstrated?
 - ...

Multiprocessor Systems (cont'd)

- Write a report
 - ~1000 words
 - Submit, in PDF format, to your lab assistant
 - kejiang.liu@analys.urkund.se (Ke Jiang)
 - bogta62.liu@analys.urkund.se (Bogdan Tanasa)

Outline

- Lab organization and goals
- SimpleScalar architecture and tools
- Assignment on multiprocessor systems
- Exercises

Exercises

- Review questions (page 169)
 - 4.4 and 4.8
- Problems (pages 170–172)
 - 4.8 (mandatory, Lab 1.1)
 - Include your solution in the report for Lab 1
 - Additional exercises in this order:
 - 4.15 (locality, preparation for Lab 1.2)
 - 4.22 (average memory-access time)
 - 4.17 (performance enhancement using cache)