



TDDDB68 Concurrent Programming and Operating Systems

Lecture 2: Introduction to C programming

Adrian Pop and Mikael Asplund

Thanks to Christoph Kessler for much of the material behind these slides.




Outline

- Intro and basic principles in C
- Data types and variable definition/declaration
- Structures and arrays
- Pointers
- Storage classes and memory allocation
- Debugging
- Briefly about linking and loading

A bit of history

1965-1970



Unix

- More straightforward than Multics
- Early 1970's
- Originally implemented in assembly
- Needed a programming language

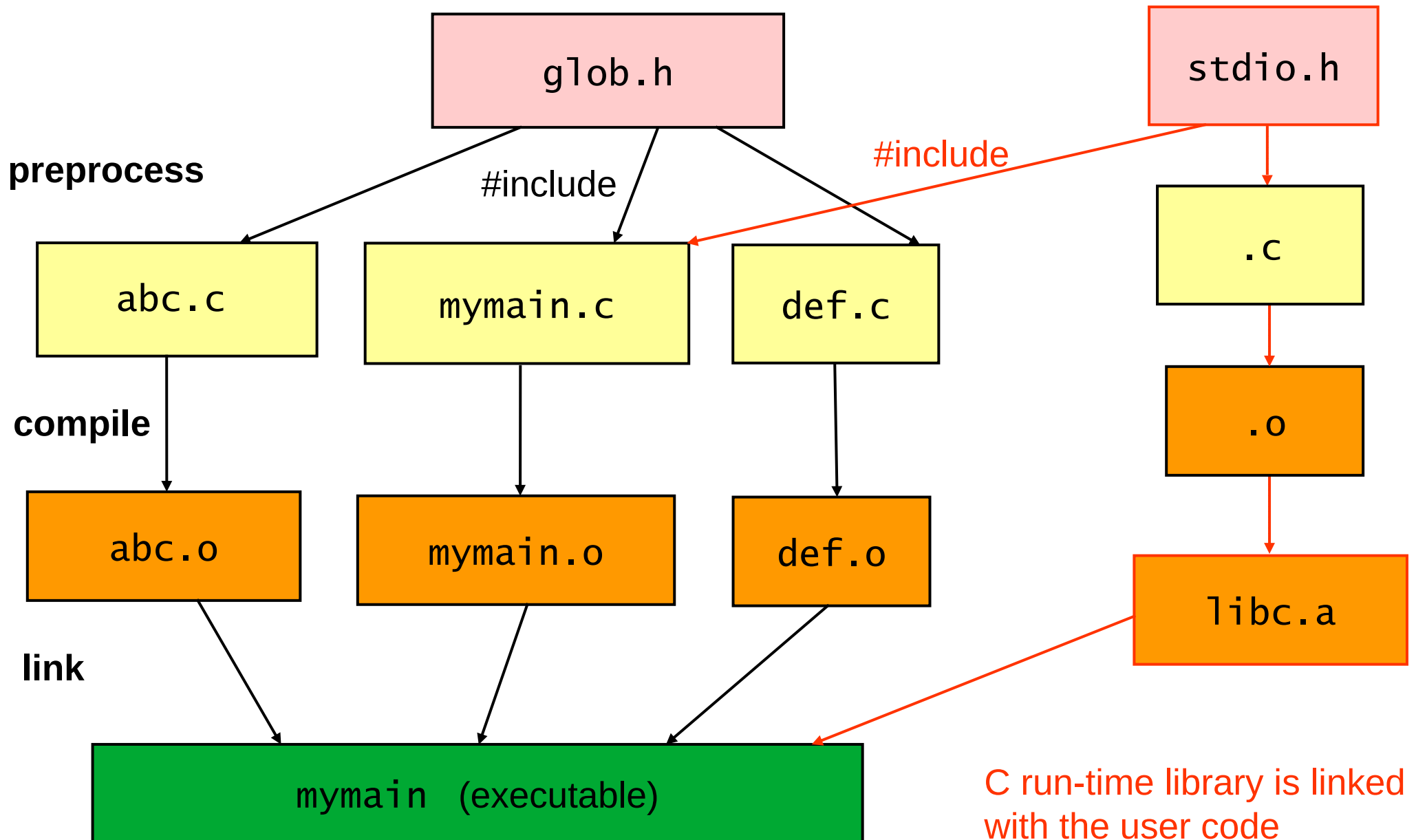
C programming language

- Successor of B, variant of BCPL
- Book 1978 by Brian W. Kernighan and Dennis M. Ritchie ("K&R-C")
- 1989 ANSI standard
- Latest standard: C17

Basic principles

- Imperative
- Typed
- Medium abstraction level
- Structure
 - Flexible
 - Typically functionality-oriented

File relationships



A first program

Compiling C Programs

- Example: GNU C Compiler: gcc (Open Source)
- One command calls preprocessor, compiler, assembler, linker
- **Single module:** Compile and link (build executable):
 - gcc mymain.c executable: a.out
 - gcc -o myprog mymain.c rename executable
- **Multiple modules:** Compile and link separately
 - gcc -c -o mymain.o mymain.c compiler only
 - gcc -c -o other.o other.c compiles other.c
 - gcc other.o mymain.o call the linker, -> a.out
- **make** (e.g. GNU gmake)
 - automates building process for several modules
- Check the man pages!

Data types in C

- **Primitive types**
 - int, char, etc.
- **Composite data types**
 - arrays
 - structures - struct
 - unions
- Programmer can define new type names with **typedef**

Primitive data types

- Integral types: **char, short, int, long, enum**
 - can be signed or unsigned, e.g. **unsigned int** counter;
 - sizes are implementation dependent (compiler/platform)
 - use **sizeof(*datatype*)** operator to write portable code
- Floating point types: **float, double, long double**
- Pointers

Constants and Enumerations

- **Constant variables:**

```
const int red = 2;  
const int blue = 4;  
const int green = 5;  
const int yellow = 6;
```

- **Enumerations:**

```
enum { red = 2, blue = 4, green, yellow } color;  
color = green; // expanded by compiler to: color = 5;
```

- **With the preprocessor:**

– symbolic names, textually expanded before compilation

```
#define RED 2
```

...

- In C, constants are often capitalized: RED, BLUE, ...

No "=" or ":",

Variable declaration/definition

glob.h

```
/* Comment: declaration of
globally visible functions
and variables: */
extern int incr( int );
extern int initval;
```

Note the difference:

Declarations announce signatures (names+types).
Definitions declare (if not already done) AND allocate memory.
Header files should usually never contain definitions!

abc.c

```
#include "glob.h"

// definition of var. initval:
int initval = 17;

// definition of func. incr:
int incr( int k )
{
    return k+1;
}
```

mymain.c

```
#include <stdio.h>
#include "glob.h"

int counter; // locally def.

void main( void )
{
    counter = initval;
    printf("new counter: %d",
        incr( counter ) );
}
```

More on composite data types

Structures - struct

Unions

- Unions implement variant records
 - all attributes share the same storage
- Unions break type safety
- If handled with care, useful in low-level programming

Arrays

Array declaration/definition

```
int a[20];
```

```
int b[] = { 3, 6, 8, 4, 3 };
```

```
icplx c[4];
```

```
float matrix [3] [4];
```

Array addressing and access

- Addressing: `ty a[size];`
Location of element `a[i]` starts at:
(address of a) + i * elsize
where `elsize` is the element size in bytes - `sizeof(ty)`
- Uses:
`a[3] = 1234567;`
`a[21] = 345; // ??, there is no array bound checking in`
`C`
`c[1].re = c[2].im;`
- Arrays are just a different view of pointers

Pointer: type + address

The * symbol

- The * symbol has four **separate** uses:

- Used for declaration/definition of a pointer:

```
int *px;
```

```
int **py;
```

- Used to dereference a pointer (get the value the pointer is pointing to):

```
*px = 5;
```

```
int b = **py;
```

- Multiplication:

```
a = 3 * 4;
```

```
a *= 4;
```

- In comments:

```
/* this is a comment */
```

The & symbol

- The & symbol has three **separate** uses:

- Getting the address of a variable:

```
int *p = &a;
```

- Bitwise and:

```
unsigned int x = y & z;
```

```
y &= z;
```

- Logical and:

```
if (a && b) {
```

```
    ...
```

Pointer arithmetics

Pointer arithmetics

- Integral values can be added to / subtracted from pointers:

```
ty *q = p + 7;
```

```
// new value of q is (value of p) + 7 * sizeof(pointee-type of p: ty)
```

- Arrays are simply constant pointers to their first element:

- Notation `b[3]` is "syntactic sugar" for `*(b + 3)`

- `b[0]` is the same as `*b`

b:

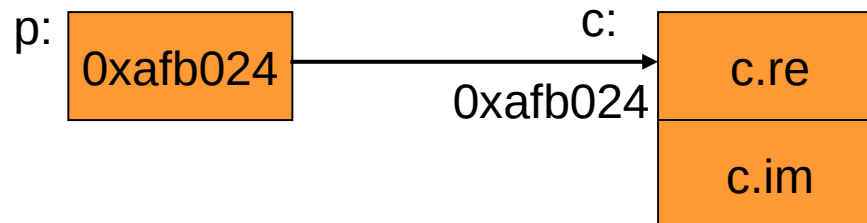
| | | | | |
|---|---|---|---|---|
| 3 | 6 | 8 | 4 | 3 |
|---|---|---|---|---|

- A pointer can be subtracted from another pointer:

- **unsigned int** offset = `q - p`;

Pointers and structs

- **struct** My_IComplex { **int** re; **int** im; } c, *p;
p = &c;
 - p is a pointer to a struct
- p->re is shorthand for (*p).re
 - Example: as p points to c, &(p->re) is the same as &(c.re)
 - Example: elem->next = NULL;



Why do we need pointers in C?

- Defining recursive data structures (lists, trees, ...)
- Argument passing to functions
 - simulates reference parameters – missing in C (not C++)
 - `void foo (int *p) { *p = 17; }` Call: `foo (&i);`
- Arrays are pointers
 - Handle to access dynamically allocated arrays
 - A 2D array is an array of pointers to arrays:
 - `int m[3][4];` // `m[2]` is a pointer to start of third row of `m`
- For representing strings – missing in C as basic data type
 - `char *s = "hello";` // `s` points to char-array `{'h','e','l','l','o', 0 }`
- For dirty hacks (low-level manipulation of data)

Pointer type casting

Pointer type casting

- Pointer types can be casted to other pointer types
 - `int i = 1147114711;`
`int *pi = &i;`
`printf ("%f\n", * (float *) pi));` // prints 894.325623
 - All pointers have the same size (1 address word)
 - But no conversion of the pointed data! (cf. unions)
 - Compare this to: `printf("%f\n", (float) i);`
 - A source of type unsafety,
but often needed in low-level programming
- **Generic pointer type: `void *`**
 - Pointee type is undefined
 - Always requires a pointer type cast before dereferencing

Pointers to functions (1)

- Function declaration
 - `int f(float);`
- Function call: `f(x)`
 - `f` is actually a (constant) pointer to the first instruction of function `f` in program memory
 - Call `f(x)` dereferences pointer `f`
 - push argument `x`; save PC and other reg's; `PC := f`;
- Function pointer variable
 - `int (*pf)(float);` // `pf` is a pointer to a function
// that takes a **float** and returns an **int**
 - `pf = f;` // `pf` now contains start address of `f`
 - `pf(x);` // or `(*pf)(x)` dereferencing (call): same effect as `f(x)`

Pointers to functions (2)

- Most frequent use: generic functions and callbacks
- Example: Ordinary sort routine
 - `void bubble_sort(int arr[], int asize)`
`{ int i, j;`
`for (i=0; i < asize-1; i++)`
`for (j=i+1; j < asize; j++)`
`if (arr[i] > arr[j])`
`... // interchange arr[i] and arr[j]`
`}`
 - Need to rewrite this for sorting in a different order?
 - Idea: Make `bubble_sort` generic in the compare function

Pointers to functions (3)

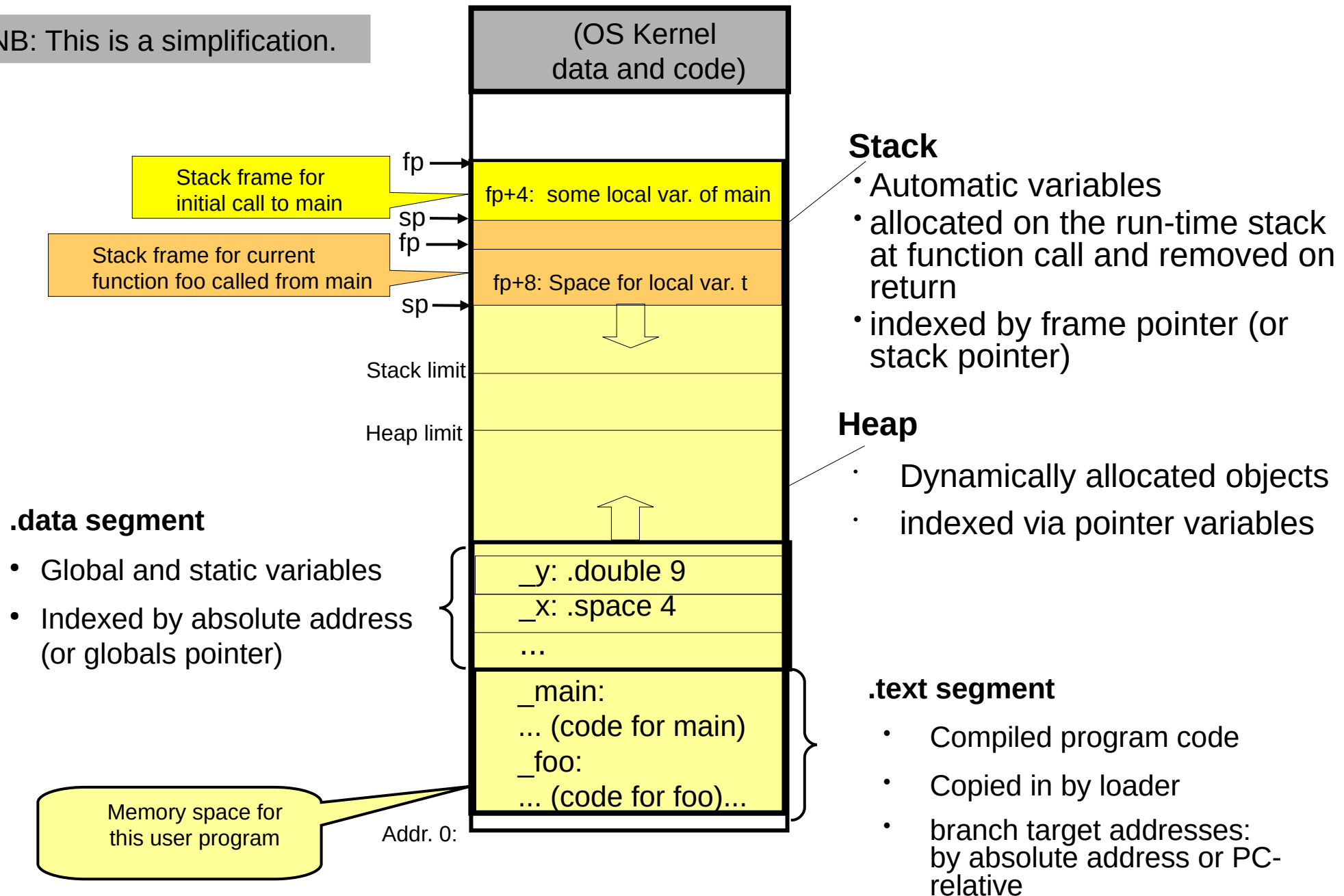
- Most frequent use: generic functions and callbacks

- Example: Generic sort routine

```
- void bubble_sort( int arr[], int asize, int (*cmp)(int,int) )  
  { int i, j;  
    for (i=0; i < asize-1; i++)  
      for (j=i+1; j < asize; j++)  
        if ( cmp ( arr[i] , arr[j] ) )  
            ... // interchange arr[i] and arr[j]  
  }  
  
- int gt ( int a, int b ) { if (a > b) return 1; else return 0; }  
  
- bubble_sort ( somearray, 100, gt );  
  bubble_sort ( otherarray, 200, lt );
```


Run-Time Memory Organization

NB: This is a simplification.



Storage classes in C

- **Automatic variables**
- **Global variables**
- **Static variables**

Automatic variables

- Local variables and formal parameters of a function
- Exist once per call
- Visible only within that function (and function call)
- Space allocated automatically on the function's stack frame
- Live only as long as the function executes

```
int *foo ( void ) // function returning a pointer to an int.
{
    int t = 3; // local variable
    return &t; // ?? t is (sort of) deallocated on return from foo,
    // so its address should not make sense to the caller...
}
```

Global variables

- Actually a misnomer, should be called extern storage class
- Declared and defined outside any function

```
extern int y; // y seen from all modules; only declaration
int y = 9; // only 1 definition of y for all modules seeing y
```
- Space allocated automatically when the program is loaded

Static variables

- **static int counter;**
- Allocated once for this module (i.e., not on the stack) even if declared within a function!
- Value will survive function return: next call sees it

Dynamic memory

Dynamic allocation of memory in C

- `malloc(N)`
 - allocates a block of N bytes on the heap
 - and returns a generic (**void ***) pointer to it;
 - this pointer can be *type-casted* to the expected pointer type
 - Example: `icplx *p = (icplx *) malloc (sizeof (icplx));`
- `free(p)`
 - deallocates the heap memory block pointed to by `p`
- Can be used e.g. for simulating ***dynamic arrays***:
 - Recall: arrays are pointers
 - `int *a = (int *) malloc (k * sizeof(int));` `a[3] = 17;`

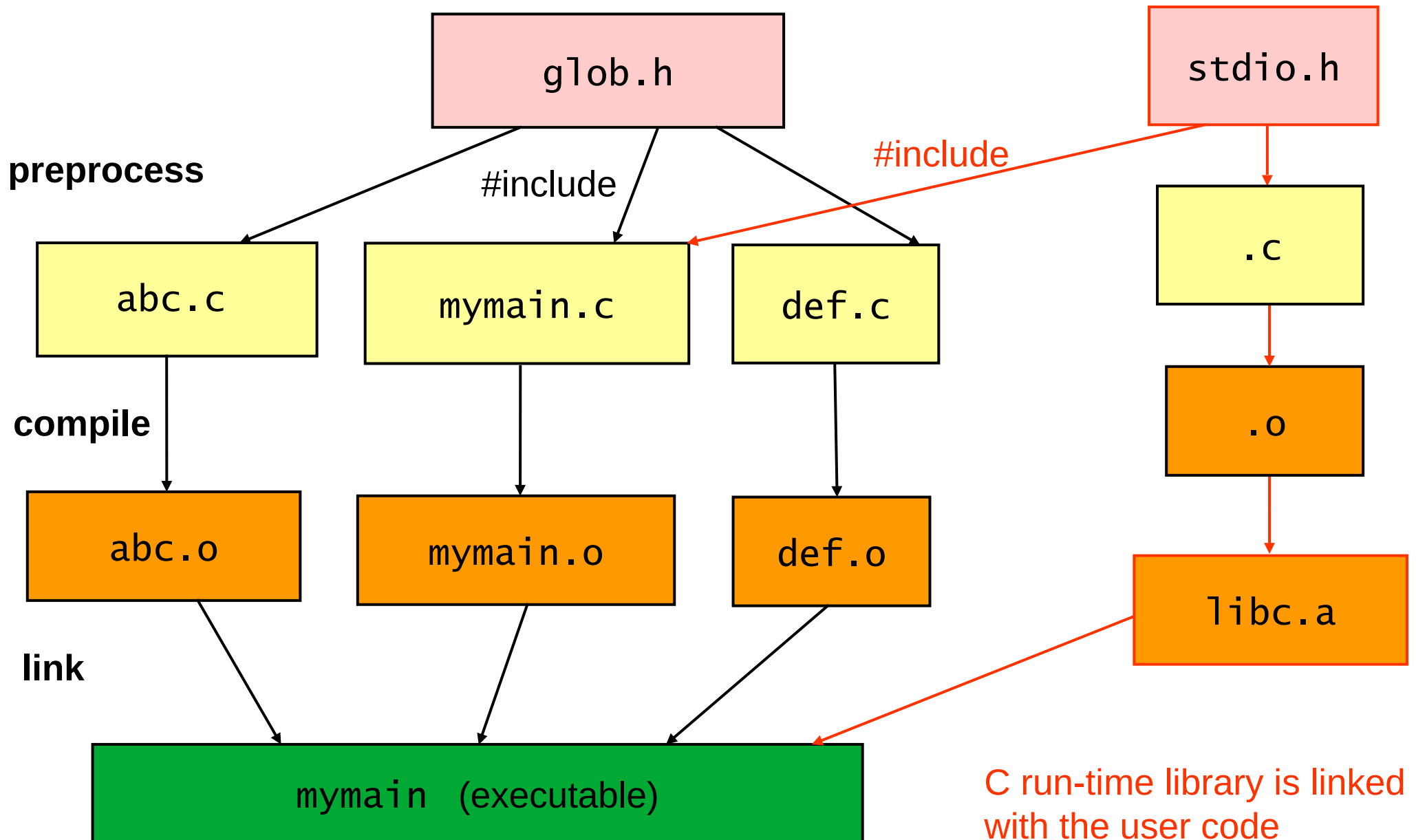
C: There is much more to say...

- Type conversions and casting
- Bit-level operations
- Operator precedence order
- Variadic functions
(with a variable number of arguments, e.g. `printf()`)
- C standard library
- C preprocessor macros
- I/O in C
- ...

Debugging

Linking and loading

File relationships



Lifetime of a program

- **Compiling:** source code → object code
- **Linking:** object code module(s) → executable
- **Loading:** executable on disk → program in main memory

How to relocate code?

Relocation table:

- line 3, patch base+1
- line 3, patch base+5

Symbolic
addressing:

...

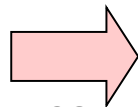
Definition of data X

...

If (X) goto P

...

P: ...



as

Relative
addressing:

0: ...

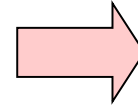
1: Space for data

2: ...

3: If (*1) goto 5

4: ...

5: ...



loading

Absolute addressing:

243: ...

244: Space for data

245: ...

246: If (*244) goto 248

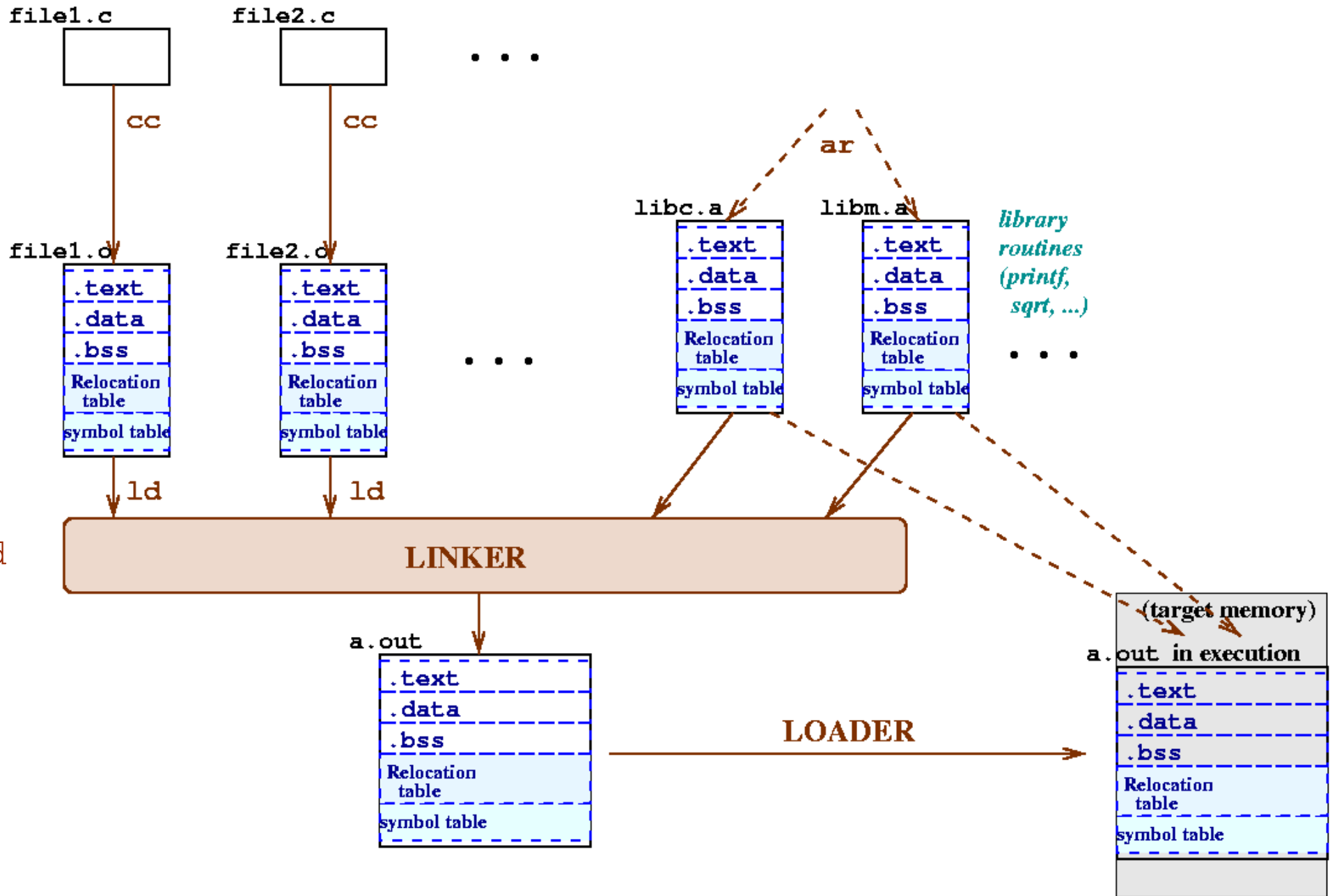
247: ...

248: ...

Linking Multiple Modules (1)

- Compiler (-c) created an **(object) module file** (.o, .bin)
 - Binary format, e.g. COFF (UNIX), ELF (Linux)
 - Non-executable (yet)
 - **Segments** for code, global data, stack / heap space
 - List of global symbols (e.g., functions, **extern** variables)
 - Addresses in each segment start at 0
 - **Relocation table**:
List of addresses/instructions that the linker must patch when changing the start address of the module
- **Static relocation** (at compile/link time):
Merge all object modules to a single object module, with consecutive addresses in each segment type

Linking Multiple Modules (2)



Background: How the Linker Works

- 1) Read all object modules (including library archive modules)
- 2) Merge the code, data, stack/heap segments of these into a single code, data, stack/heap segment
- 3) Resolve global symbols (e.g., global functions, variables): check for duplicate globals, undefined globals
- 4) Write the resulting object module, with a new relocation table
- 5) Mark the resulting file executable.

Static vs dynamic

- Static linking: All modules are linked into one big executable
- Dynamic linking: Some modules are kept separate, and linked together at load time
- Static loading: All modules of a program are loaded into main memory
- Dynamic loading: Modules are loaded into memory on demand as they are needed

Next time

- Lecture 3: Processes, Threads, File Systems (I)
- Reading: Ch. 3.1-3.4, 4.1-4.3,4.5, 13.1 & 14.1-2